


36E8®_STORAGE



Contenitori struttura laccato o Wildwood
Frontali laccato, vetro lucido, vetro opaco, Wildwood.

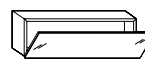
Lacquered or Wildwood storage unit structure.
Lacquered, polished glass, matt glass, Wildwood fronts.

Apertura vasistas Apertura vasistas



↓ (cm)	↔ (cm)	↗ (cm)
18,4	36,8	27,0
36,8	55,2	40,6
	73,6	
	92,0	
	110,4	
	147,2	
	184,0	
	220,8	


Apertura ribalta Bottom-hung door opening



↓ (cm)	↔ (cm)	↗ (cm)
18,4	36,8	27,0
36,8	55,2	40,6
	73,6	56,0
	92,0*	
	110,4	
	147,2	
	184,0	
	220,8*	

* Per profondità 27,0 e 40,6
* For depth 27,0 and 40,6

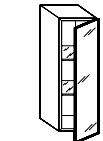
Cestoni o cassetti Deep drawers or drawers



↓ (cm)	↔ (cm)	↗ (cm)
18,4	36,8	40,6
36,8	55,2	50,6
	55,2*	73,6
	73,6*	110,4
	110,4*	147,2
		184,0

* Larghezza max 110,4
* Max width 110,4


Anta battente Hinged door



↓ (cm)	↔ (cm)	↗ (cm)
	36,8	36,8
	55,2	55,2
	73,6	73,6
	92,0*	110,4**
	110,4*	147,2**
	147,2*	184,0**
	184,2*	
	220,8*	

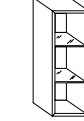
* Per profondità 27,0 e 40,6
** Per profondità 56,0
* For depth 27,0 and 40,6
** For depth 56,0

Contenitori a giorno Open storage unit



↓ (cm)	↔ (cm)	↗ (cm)
18,4	36,8	27,0
36,8	55,2	40,6
	73,6	
	110,4	
	147,2	
	184,0	
	220,8*	

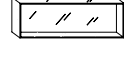
* Per altezza 36,8
* For height 36,8



↓ (cm)	↔ (cm)	↗ (cm)
73,6	36,8	27,0
92,0*	73,6	40,6
110,4		
147,2		
184,0		
220,8		

* Per altezza 36,8
* For height 36,8

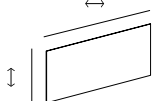
36e8 Glass



↓ (cm)	↔ (cm)	↗ (cm)
36,8	36,8	24,8
	55,2	
	73,6	
	92,0	
	110,4	
	147,2	

36e8®_WALL PANEL

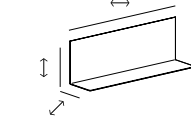
Specchio o vetro laccato sp. 1,2 cm / Mirror or lacquered glass th. 1,2 cm
Metallo laccato sp. 1,0 cm / Lacquered metal th. 1,0 cm



↓ (cm)	↔ (cm)	↓ (cm)	↔ (cm)	↓ (cm)	↔ (cm)	↓ (cm)	↔ (cm)	↓ (cm)	↔ (cm)	↓ (cm)	↔ (cm)	↓ (cm)	↔ (cm)
18,4	36,8	36,8	36,8	73,6	36,8	92,0	36,8	110,4	36,8	147,2	36,8	184,0	36,8
	55,2		55,2		55,2		55,2		55,2		55,2		55,2
	73,6		73,6		73,6		73,6		73,6		73,6		55,2
	92,0		92,0		92,0		92,0		92,0		92,0		
	110,4		110,4		110,4		110,4		110,4				
	147,2		147,2		147,2		147,2						
	184,0		184,0										
	220,8		220,8										

36e8®_SHELF

Mensola - Metallo laccato
Shelf - Lacquered metal



↓ (cm)	↔ (cm)	↗ (cm)
18,4	36,8	13,6
36,8	55,2	24,8*
	73,6	
	92,0	
	110,4	
	147,2	
	184,0	
	220,8	

* Per altezza 36,8
* For height 36,8

LACCATO, VETRO LUCIDO E VETRO OPACO - Lacquered, polished glass and matt glass



WILDWOOD

